

NEW CHALLENGERS OF THE HIGH IRON



No
you
Pi
Y

TRU-MODEL TRAINS OF TOMORROW

AS SHOWN AT
THE NEW YORK
WORLD'S FAIR
1939

GILBERT AMERICAN FLYER ELECTRIC TRAINS

"Boys! My new Tru-Model American Flyers are scale-built from the same blueprints used for real locomotives . . . Ask the man who highballs the hot shots."
A. C. Gilbert



HELLO BOYS!

THE GILBERT HALL OF SCIENCE
NOW BRINGS YOU TRAINS SO TRUE
TO LIFE YOU CAN ALMOST SMELL
HOT GREASE.

15 new features to give miniature railroading
breath-taking realism

Boys, if you went to the New York World's Fair, you probably saw these marvelous new American Flyer Trains in action. Day after day vast crowds of boys—Dads—and Veteran railroad men gathered around to see . . . hear . . . and applaud these Tru-Model Trains of Tomorrow—that are here today.

Here, indeed, are the latest and most up-to-date "Challengers of the High Iron" . . . trains that capture all the romance of railroading . . . its air of adventure . . . its soul-stirring sounds . . . its sense of mighty power that you can control with a finger.

American Flyer engineers and technicians of the Gilbert Hall of Science have combined their inventive genius to develop 15 sensational new features. These features make electric trains look more realistic . . . sound more realistic—and operate in a more realistic way than ever before was dreamed possible.

Be sure to read every word in this booklet. That will help you decide what set and equipment you want for Christmas. Then see them at your local store. Take Dad along. He will be just as eager for an American Flyer as you. Tell your Uncles, Aunts, Grandparents what equipment you would like, so they can all join in giving you an American Flyer Merry Christmas.


*Photographs, Courtesy New York,
New Haven and Hartford, N. Y.,
Central and Union Pacific Lines.*

*John Kane, engineer of New Haven's Crack
Trains, with Mr. Gilbert and "Len" Bennett.*

A.C. Gilbert

President The A. C. Gilbert
and Founder of the Gilbert
Hall of Science.

FLASH! NEW REMOTE DIRECTIONAL CONTROL



The **ONLY** Remote Control system that Banishes Backing-up after each stop

Headlight illuminated at all times

← STARTING LINE

Just press control button and your train instantly glides — FORWARD after a stop

Nothing better demonstrates the super-realism of American Flyer trains than the ease with which you can start them—in whichever direction you want—after a stop.

Picture your train pounding down the iron pike at 75 scale miles per hour. A station looms ahead. You ease her to a stop . . . Now you give the highball signal to continue your run. Note this point carefully. With ordinary electric trains your train must first back up before it can go forward. Can you imagine a real train doing that? Of course not. And you don't have to jiggle back and forth with an American Flyer either.

Thanks to its new Remote Directional Control, it instantly glides forward or backward or stands still—with headlight on—the moment you touch the control.

This new Remote Control gives you complete mastery over your train at all times. And it is never affected by automatic stopping devices or short circuits.

This control comes only with Tru-Model O Gauge Nos. 547-548-549 and 550 Trains and all Tru-Model HO Gauge Trains.

THE OLD WAY



STARTING
LINE

Train running in forward direction is stopped - Before it can go forward again, it first must be backed up - American Flyer banishes this waste motion in its HO gauge and Tru-Model O Gauge Nos. 547-548-549 and 550.

Remote directional control will operate on A.C. only.
Note: See page 26.

FLASH! new a-KOOSTIKIN

Realistic Talking Station

Produces the ROAR of the Station Automatically stops your train . . . and Starts it again

Engineer—"Son, American Flyer's Varnish is so much like mine, I'd like to wheel it myself."

Boy—"Varnish means passenger train, doesn't it? Gee, railroad lingo is fun."



You can scarcely believe your eyes and ears at all the astounding and mystifying mechanical feats of the a-Koostikin—miniature railroading's first and only talking station.

Imagine your crack express looming up in the distance. Nearer and nearer it comes. Then as it reaches the station it snails to a stop . . . Suddenly you hear all the noise and clamor that are such an exciting part of a great railway terminal . . . trainmen calling stations and shouting "All aboard" . . . the hiss of steam . . . the chug of pistons pulsating impatiently . . . the blasts of whistles.

But that is not all. As a final marvel, your train slowly pulls out of the station . . . gathers speed and is on its way to the next stop.

Remember, you don't have to touch a single thing while the a-Koostikin is in operation. The a-Koostikin stops the train—produces the roar of the station—and starts your train again—all *automatically*.

The a-Koostikin is a brand new invention this year and exclusive with American Flyer. It is the most realistic and thrilling addition to electric train operation in the past decade.

You can buy an a-Koostikin mounted in a big combination freight and passenger station, having an electric light. Or if you already have a station, you can buy it mounted in tool shed.

Be the first boy in your crowd to own a railroad system with a-Koostikin true-to-life sound effects. It can be used with any American Flyer Train or other make or gauge train, operating on A.C. only where track trip is available. See page 34 for additional details.

a-Koostikin Wins Contest! Nation's toy buyers elect Gilbert American Flyer Tru-Model a-Koostikin outstanding achievement in toy construction for 1939. Sponsored by Toys and Bicycles.





AMERICAN
FLYER
THROUGH TRAIN...

NEW YORK-
PHILADELPHIA-
CHICAGO-
AND ALL POINTS
WEST

ALL
ABOARD

BING-
BONG

WH-O-O...
WH-O-O

CHUG-CHUG-
CHUG-CHUG

HISS-S-S

FLASH! NEW AUTOMATIC AND REMOTE CONTROL WHISTLE

There's nothing make-believe about the tone of this new American Flyer whistle. It's deep-throated blasts carry the same ominous warning that you hear when a real Limited storms down the rails.

The American Flyer whistle is really a double feature for the price of one—because the whistle, is concealed in a big, colorful, illuminated billboard. The whistle automatically blows every time your train passes over the track trip—wherever it is placed. Or you can operate its blasts yourself—at any moment by remote control. And of course the billboard helps to make your track system look like an honest-to-goodness main line.

Your whistle-billboard can be placed anywhere in your layout. And remember, boys, no matter how long you blow it, it does not slow up your trains.

When you run your train at night—with house lights low—the effect is spectacular beyond words. The illuminated billboard casts a lurid glare over rails and passing train while the hidden whistle makes the air ring with long penetrating who-o-o-s. See Page 41 for additional details.

Engineer—"Say, that American Flyer whistle sounds just like the one on my engine."

Boy—"And 'Whistle pig' is railroad slang for engineer, isn't it?"



YOUR WHISTLE SHRILLS ITS LONG LONELY BLAST as if an invisible engineer pulls the cord



FLASH! NEW AUTOMATIC COUPLER AND ELECTRIC UNCOUPLER

PICKS UP A DRAG - ON CURVES ON SIDINGS - ANYWHERE

Coupling and uncoupling your cars is a big part of the fun of railroading. This year American Flyer introduces gravity type automatic couplers so foolproof and positive that they couple anywhere—There is nothing to wear out or cause electrical short circuits.

The new American Flyer system automatically couples on curves—sidings—switches—anywhere and by remote control. Just run your train to the car or cars you want to pick up and click—the couplers snap together.


These new-type couplers also give you realistic close coupling. Cars fasten close together—not far apart.

Uncoupling the new American Flyer way will seem like a trick of magic to your friends. It is done electrically—by remote control or manual control. You just press a button or operate a lever, and your cars instantly disengage. Uncoupling unit is built into a section of track, which may be installed at any point.

American Flyer new automatic couplers are sold in pairs and can easily be installed on old-style rolling stock. See page 37.

Boy—"What do railroad men say when they switch cars around at stations?"

Engineer—"That's called 'Shuffling the deck'—and you can do it in real railroad style with these new couplers and uncoupling devices."



FLASH! NEW LUCITE BLOCK SIGNAL SYSTEM

Watch the Lights Flash Red and Green — Starting and stopping your Trains — Like a Real Block Signal System

"Safety first" is the watchword of modern railroads. Likewise you can make it the watchword of your American Flyer system when you install this new Lucite Block Signal System.

Through the use of lucite rod American Flyer introduces the first and only true-to-scale Block Signal. Oversize, top heavy lamp housing eliminated and correct proportioning maintained throughout.

You can operate your trains with true-to-railroading realism—and with the dazzling effects that Lucite lighting creates.


Let's take a glimpse at what happens. Visualize a single track with two trains racing over the gleaming rails. You see the rear train rapidly gaining on the first. Breathlessly you watch. Will there be a collision?

No! Your American Flyer Lucite Block Signal system operates the same as on real railroads. So long as the first train is in the block immediately ahead of the second train, the signal flashes a red light—automatically stopping the second train until the first one has cleared the block.

But look again! Now the first train is out of the block. Instantly the red signal that has stopped the second train turns green. The block is clear. The mighty pistons of the second train begin to chug . . . the train gathers speed . . . and once more it is storming down the main line.

When running one train, you can make the lights flash red and green by remote control . . . letting the block signals stop and start your train.

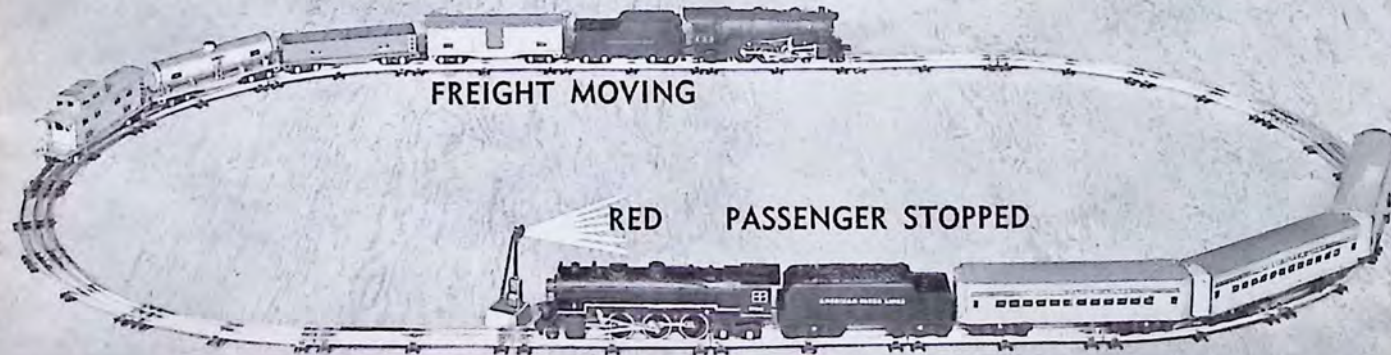
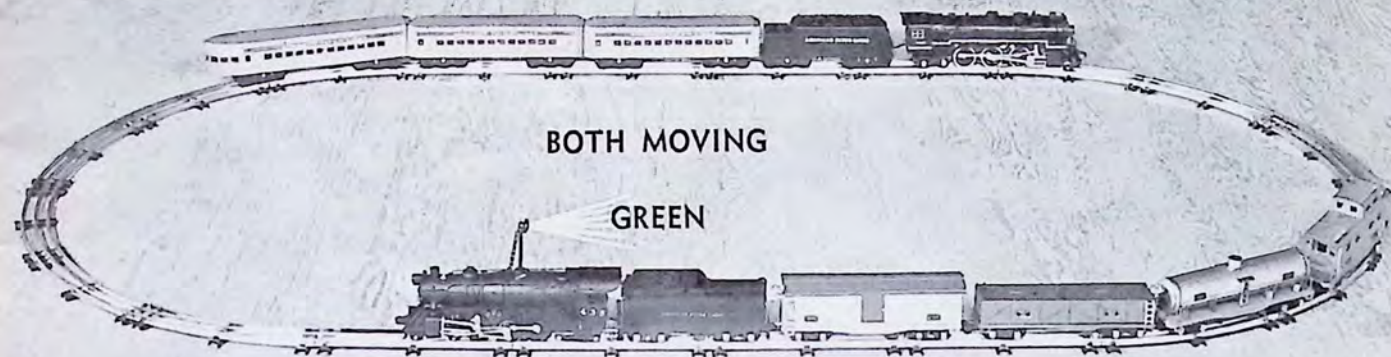
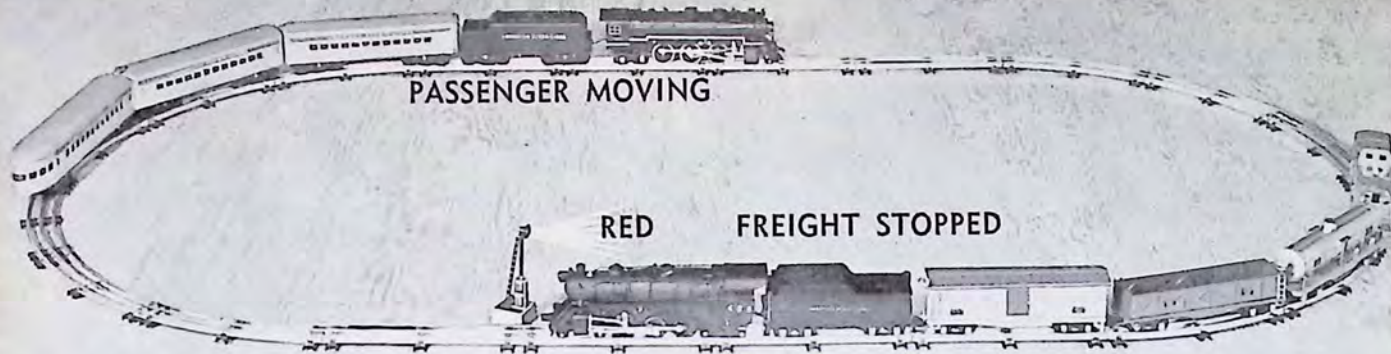
Available for both 0 and HO gauge Trains. See pages 34 and 46 for detail.



Engineer—"No danger of rear end collisions with a block signal system like that."

Boy—"Gee, these new American Flyer trains have everything."





GET THE THRILL
OF HIGBALLING
TWO
TRAINS ON THE
SAME TRACK
without
danger of
collision

THE ONLY TRU-SCALE
BLOCK SIGNAL
SYSTEM
WITH LUCITE LIGHTS

FLASH! NEW DOUBLE ACTION REMOTE CONTROL SWITCH

Make one train roar around the track while keeping another train idle on the siding.

A SENSATIONAL EXCLUSIVE DEVELOPMENT

Perhaps you've seen pictures of a modern railroad control room. Here—keeping an eagle eye on the maze of tracks around him, a cool-headed towerman throws switches ("or bends the iron" in his language) as first one train and then another demands the right of way.


Today with American Flyer Double Action Remote Control Switches, you, too, can perform similar feats of wizardry. By throwing switches at the right moment . . . stopping one train . . . starting another, you can make spectators gasp with wonder at your skill.

For example: A DeLuxe Express is hitting the curves on the main line. A freight on a siding is getting under way. The switch ahead is open. A collision seems certain!


But you're on your toes. You know your job. With button control you close the open switch automatically stopping the freight and the express whizzes by.

Then, as soon as the main line is clear, you open your switch—start your freight and see it roll majestically on its way.

Inventions such as this make American Flyer train the choice of boys who want all the thrills that railroading provides. See page 39 for details.



FLASH! NEW REMOTE CONTROL CROSSOVER



SEE TRAINS DASH IN
FRONT OF EACH OTHER
AT CROSSOVERS

YOU PREVENT
COLLISIONS
BY REMOTE CONTROL

A Hair-Raising feat on the high iron

Here is railroad drama in its most spectacular form.


Two single tracks cross each other at two points. Two high speed trains are surging over the rails. The crossover towards which both are rushing is just ahead. Every eye is riveted on the scene. Every nerve is tense.

But as an expert American Flyer railroad man, you know how to avert catastrophe. Calmly you touch one of your remote control buttons. One train comes to a stop . . . the other storms by.

Stopping first one train and then the other . . . all by remote control . . . you can keep spectators in a frenzy of excitement over the intricate maneuvers of your hustling "hot shots."

See page 38 for details

FLASH! New Loading and Unloading ELECTROMATIC CRANE



GRAB UP A LOAD OF STEEL
with POWERFUL ELECTRO-MAGNET
swing it over car - and unload it
ALL BY REMOTE CONTROL

Spectacular Action and Lots of it

In this new Electromatic crane, American Flyer engineers bring you a thrilling mechanism never before seen in miniature railroading—a towering revolving crane, complete with operator's cab, powerful boom with electromagnet that can be raised or lowered.

Picture it loading steel into an empty freight car. You lower your crane over the pile of metal . . . chunks of steel leap up to grab the oncoming magnet . . . Then you hoist your magnet high into the air . . . swing it over the car . . . lower it . . . cut off magnetic power . . . and the load of steel clatters into the car.

You perform all of these operations by remote control. No freight train outfit is complete without this marvelous equipment. Can be used with any system. See page 34 for details.



Engineer—"You sure can keep your red balls on time when you can load 'em like that!"

Boy—"Red balls? Sure, I remember — that means fast freight!"

GILBERT AMERICAN FLYER

Adds realism to miniature railroading . . . and doubles the fun of operating electric trains.

You'll find illustrations and full descriptions of these marvelous new locomotives—rolling stock and equipment on the following pages. See every picture—read every word.


Note, particularly, that every set has a genuine electrically baked enamel finish—no lithograph.

There are 120' or more of running track with every "O" gauge set.

Every set has an authentic tender—correctly designed for the engine it goes with.


All trains except where close Pullman type coupling is used, have automatic couplers, even the lowest priced numbers.

All trains other than Tru-Model types equipped with locking device governing remote control which permits starting forward after a stop. Device necessary for operating train with a-Koostikin or Block Signal system.



BOYS! Tell Dad there's nothing "just as good" for so little money . . .

PIONEER 2-4-4



3 Car Passenger Train — 38½" long

No. 301 PASSENGER TRAIN

The brilliant red enameled brass trimmed cars of this train make a vivid picture as the husky pressed steel locomotive—finished in realistic locomotive black and brass trim—speeds them over the rails. Beaming electric headlight and eccentric arm double action piston rods add to the realism.

Complete train consists of:

1 No. 403 Remote Control locomotive and tender, 15½" long.....	\$ 4.75
1 No. 234R Baggage car with sliding doors, 6½" long.....	1.50
1 No. 235R Passenger car, 6½" long.....	1.50
1 No. 236R Observation car, with brass rail platform.....	1.50
12 No. 680 10" curved track sections (makes 120" circle).....	2.40

Total cost of above units, if purchased separately.....\$11.65

No. 301 TRAIN SET\$5.00

No. 301 TRAIN SET with No. 5—50 Watt Transformer.....\$7.50

No. 302 FREIGHT TRAIN

If you want the excitement of loading and unloading cars, then here's just the outfit. It has the same fine remote control locomotive and tender as the passenger train and the cars have the same quality features. And think of the fun you'll have loading freight through the sliding doors on the box car and stacking timber on the log car.

Complete train consists of:

1 No. 403 Remote Control locomotive and tender, 15½" long.....	\$ 4.75
1 No. 228 Log Car with timber, 6½" long.....	1.50
1 No. 229 Box car with sliding doors, 6½" long.....	1.50
1 No. 232 Caboose with brass appointments, 6½" long.....	1.50
12 No. 680 10" curved track sections (makes 120" circle).....	2.40

Total cost of above units, if purchased separately.....\$11.65

No. 302 TRAIN SET\$5.00

No. 302 TRAIN SET with No. 5—50 Watt Transformer.....\$7.50

REMOTE CONTROL

★

AUTOMATIC COUPLING


★

"O" GAUGE

★


50 or 75 Watt

Transformer Recommended



3 Car Freight Train — 38½" long

A Sensational Modern Train — at a Sensational Low Price



4 Car Passenger Train — 47½" long

No. 303 PASSENGER TRAIN

Designed after one of the most famous trains in the world, this sleek streamlined passenger train is a picture of thrilling speed. The locomotive's finish is of gleaming gun metalescent enamel with blue and silver trim. Vivid action is supplied by four silver colored drive wheels and realistic piston rods which shuttle back and forth.

Complete train consists of:

1 No. 419 Remote Control locomotive and tender, 17½" long.....	\$ 6.75
1 No. 234B Baggage car with sliding doors, 6½" long.....	1.50
2 No. 235B Passenger Cars with blue enamel finish, 6½" long.....	3.00
1 No. 236B Observation car, with brass rail platform.....	1.50
12 No. 680 10" curved track sections (makes 120" circle).....	2.40

Total cost of above units if purchased separately.....\$15.15

No. 303 TRAIN SET\$ 7.50

No. 303 TRAIN SET with No. 5—50 Watt Transformer.....\$10.00

No. 304 FREIGHT TRAIN

This thrilling streamlined freight train is made to carry a varied "pay load" at high speed. As with other American Flyer Trains you can control stopping, starting and running speed from a distant point. Every one of its husky cars is finished in electrically baked enamel.

Complete train consists of:

1 No. 419 Remote Control locomotive and tender, 17½" long.....	\$ 6.75
1 No. 229 Box car with sliding doors, 6½" long.....	1.50
1 No. 230 Dump car with side release levers, 6½" long.....	1.50
1 No. 231 Tank car with simulated filler cap, 6½" long.....	1.50
1 No. 232 Caboose with cupola, 6½" long.....	1.50
12 No. 680 10" curved track sections (makes 120" circle).....	2.40

Total cost of above units if purchased separately.....\$15.15

No. 304 TRAIN SET\$ 7.50

No. 304 TRAIN SET with No. 5—50 Watt Transformer.....\$10.00



4 Car Freight Train — 47½" long

20th CENTURY
STREAMLINE

2 - 4 - 4

REMOTE CONTROL

★

AUTOMATIC
COUPLING

★

"O" GAUGE

★


50 or 75 Watt

Transformer Recommended

Genuine Die-Cast Locomotive at a Price that Surpasses Belief

NORTHWESTERN

2 - 4 - 2



3 Car Passenger Train — 43" long

No. 305 PASSENGER TRAIN

This thrilling outfit has one great feature after another. There's a genuine, *die cast remote control* locomotive with four nickel flanged drive wheels. Every one of the bright red enameled cars is *illuminated* and has automatic couplers which couple anywhere on the track and *uncouple* by lever control.

Complete train consists of:

1 No. 422 Remote Control locomotive and tender, 15½" long.....	\$ 8.00
2 No. 404R Illuminated Pullmans, 8¼" long.....	6.00
1 No. 405R Illuminated Observation car with platform, 8¼" long.....	3.00
14 Tracks (12 sections No. 680 curve, 1 No. 681 straight and 1 No. 674 straight track with built in lever controlled uncoupling device) (forms 140" oval)	3.85

Total cost of above units if purchased separately.....\$20.85

No. 305 TRAIN SET\$9.95

No. 306 FREIGHT TRAIN

Big freight cars make this train especially attractive. They're each 9½" long and have a beautiful electrically baked enamel finish. Sand and box cars can actually carry loads while the caboose with its observation cupola is illuminated. Everything is designed to give true railroad realism.

Complete train consists of:

1 No. 422 Remote Control locomotive and tender, 15½" long.....	\$ 8.00
1 No. 407 Sand Car with brass ladders and brake wheel.....	3.00
1 No. 408 Box car with sliding doors.....	3.00
1 No. 411 Caboose with interior light.....	3.00
14 Tracks (12 sections No. 680 curve, 1 No. 681 straight and 1 No. 674 straight track with built in lever controlled uncoupling device) (forms 140" oval)	3.85

Total cost of above units if purchased separately.....\$20.85

No. 306 TRAIN SET\$9.95



3 Car Freight Train — 47" long

DIE-CAST

LOCOMOTIVE

★

REMOTE CONTROL

★

AUTOMATIC

COUPLING

★

MANUAL-LEVER

UNCOUPLING

★


"O" GAUGE

★

50 or 75 Watt

Transformer Recommended

At Big Value in Big Brass Trimmed Die-Cast Locomotive



4 Car Passenger Train — 53" long

No. 307 PASSENGER TRAIN

Everyone is enthusiastic about this train. The 2-4-4 remote control die-cast locomotive has copper appointments and a wealth of detail. Look closely at the large drive wheels and their realistic eccentric arm double action piston rods, cross head and valve stem. The striking blue enamel finish illuminated cars all have automatic couplers and uncouple by lever control.

Complete train consists of:

1 No. 424 Remote Control locomotive and tender, 16½" long.....	\$ 9.50
3 No. 404B illuminated Pullmans, 8¼" long.....	9.00
1 No. 405B illuminated Observation car, 8¼" long.....	3.00
14 Tracks (12 10" sections No. 680 curve, 1 No. 681 straight and 1 No. 674 straight track with built in lever controlled uncoupling device. Forms 140" oval).....	3.85
Total cost of above units if purchased separately.....	\$25.35

No. 307 TRAIN SET.....\$12.95

No. 308 FREIGHT TRAIN

The boy who owns this spectacular 58" freight train has hundreds of hours of fun ahead. The superb die-cast locomotive and its string of vividly colored 9½" brass trimmed freight cars make this outfit something to talk about. Every car has automatic couplers and uncouple by lever control. Caboose is illuminated.

Complete train consists of:

1 No. 424 Remote Control locomotive and tender, 16½" long.....	\$ 9.50
1 No. 407 Sand car with brass appointments.....	3.00
1 No. 412 Milk car.....	3.00
1 No. 408 Box car with sliding doors, brass appointments.....	3.00
1 No. 411 Caboose, illuminated.....	3.00
14 Tracks (12 10" sections No. 680 curve, 1 No. 681 straight and 1 No. 674 straight track with built in lever controlled uncoupling device. Forms 140" oval).....	3.85
Total cost of above units if purchased separately.....	\$25.35

No. 308 TRAIN SET.....\$12.95



4 Car Freight Train — 58" long

PATHFINDER

2-4-4

DIE-CAST
LOCOMOTIVE



REMOTE CONTROL



AUTOMATIC

COUPLING



MANUAL-LEVER

UNCOUPLING




"O" GAUGE



75 or 100 Watt

Transformer Recommended

Railroading's Most Impressive Sight — Powerful Synchronized Double Header



DOUBLE HEADER FREIGHT TRAIN — 63" LONG

No. 310 DOUBLE HEADER FREIGHT

Here's a thrilling train that personifies power and strength. The two locomotives (of the 2-4-2 and 2-4-4 type) with their tenders measure 32".

Synchronized action is achieved by placing the motive power in the head engine where a sturdy remote control electric motor moves four drive wheels and realistic eccentric arm double action piston rods. The head engine is die cast and has a beaming electric head light. The rear engine also has a headlight which lights up its mate ahead in a spectacular fashion. The vividly colored, brass trimmed freight cars are 9½" long and have *automatic couplers* which allow coupling anywhere on the tracks—But that's not all—an electrically controlled uncoupling device on one of the track sections permits electrical uncoupling. Few trains give as spectacular performance as this impressive double header.

Complete train consists of:

No. 437 Locomotives and tenders—32" long.....	\$11.50
3 9½" Freight cars as follows: No. 408 Box @ \$3.00; No. 410 Tank @ \$3.00;	
No. 411 Caboose with cupola @ \$3.00.....	9.00
14 Tracks (12, 10" sections No. 680 Curve, 1 No. 681 Straight and 1 No. 675	
Straight track with built in remote electrically controlled uncoupling device,	
forms 140" oval).....	5.10
Total cost of above units if bought separately.....	\$25.60
No. 310 TRAIN SET.....	\$13.95

**MOUNTAIN
RED BALL
2 - 4 - 2
DOUBLE
HEADER**

**HEAD LOCOMOTIVE
DIE-CAST**



REMOTE CONTROL



**Automatic Coupling
Electrical Uncoupling**

"0" GAUGE

**75 or 100 Watt Transformer
Recommended**

Roaring Monster of the Iron Pike — with Die-Cast Locomotive and Tender . . .



4 Car Passenger Train — 53½" long

No. 311 PASSENGER

This crack express fairly sings on the high iron. Both the powerful remote control locomotive with its 6 monster drive wheels and the copper trimmed Vanderbilt tender are die-cast. You'll have loads of fascinating fun uncoupling the bright red illuminated cars by remote electrical control.

Complete train consists of:

1 No. 427 Remote Control locomotive and tender, 16½" long.....	\$11.00
3 No. 404R illuminated Pullmans, 8¼" long @ \$3.00.....	9.00
1 No. 405R illuminated Observation car, 8¼" long.....	3.00
14 Tracks (12 10" sections No. 680 curve, 1 No. 681 straight and 1 No. 675 straight with built in electric uncoupling device. (Makes 140" oval).....	5.10

Total cost of above units if purchased separately.....\$28.10

No. 311 TRAIN SET.....\$14.95

No. 312 FREIGHT

Automatic coupling and electric uncoupling add to the grand fun you'll have with this vividly realistic freight train. Every unit from the exciting 6 wheel drive locomotive to the heavy steel illuminated caboose is packed with special American Flyer features.

Complete train consists of:

1 No. 427 Remote Control locomotive and tender, 16½" long.....	\$11.00
4 9½" heavy steel freight cars as follows: No. 406 log @ \$3.00, No. 408 Box @ \$3.00, No. 407 Sand @ \$3.00 and 1 No. 411 Caboose @ \$3.00, total.....	12.00
14 Tracks (12 10" sections No. 680 curve, 1 No. 681 straight and 1 No. 675 straight with built in electric uncoupling device. (Makes 140" oval).....	5.10

Total cost of above units if purchased separately.....\$28.10

No. 312 TRAIN SET.....\$14.95



4 Car Freight Train — 58" long

**NORTHERN
PACIFIC
2 - 6 - 4**

**DIE-CAST
LOCOMOTIVE
AND TENDER**

★

REMOTE CONTROL

★

Automatic Coupling

Electrical Uncoupling

★

"O" GAUGE

**75 or 100 Watt Transformer
Recommended**

Realistic Model of Railroad's Busiest Locomotive — accurately scaled to "0" Gauge



4 Car Freight Train — 56½" long

Die Cast Locomotive and Tender
Remote Control
Automatic Coupling — Electrical Uncoupling
"0" Gauge
75 or 100 Watt Transformer Recommended

**YARD KING
SWITCHER**
0 - 6 - 0

No. 19 "0" GAUGE SWITCHER

Real railroading excitement takes place in the busy yards where cars are switched from track to track to make up trains. That's why this powerful, accurately-scaled die-cast "yard goat" sets a new high for thrilling fun, 4 fascinating freight cars have automatic couplers permitting actual "switcher" performance.

Complete train consists of:

- | | |
|--|---------|
| 1 No. 431 Remote Control locomotive and tender, 15½" long..... | \$13.00 |
| 4 9½" heavy steel freight cars, as follows: No. 412 Milk @ \$3.00, No. 410 Tank @ \$3.00, No. 408 Box @ \$3.00 and No. 411 illuminated caboose @ \$3.00. Total | 12.00 |
| 14 Tracks (12 10" sections No. 680 curve, 1 No. 681 straight and 1 No. 675 straight with built in electrical uncoupling device, Makes 140" oval) | 5.10 |


Total cost of above units if purchased separately.....\$30.10

No. 19 TRAIN SET.....\$16.50

Flashing Yellow and Brown Replica of a Famous Modern Flyer

No. 313 — UNION PACIFIC
STREAMLINER

If you're thrilled by the speed and sleek beauty of the streamliner, you'll appreciate this authentic reproduction of a crack modern express.



5 Unit Passenger Train — 63" long

Complete train consists of:

- | | |
|---|---------|
| 1 No. 1684 Diesel type Remote control locomotive 12½" long..... | \$10.00 |
| 3 No. 1621Y Streamline Pullmans, 12" long, with lights and simulated glass windows @ \$3.25 | 9.75 |
| 1 No. 1622Y Observation, 14" long. Has double illumination | 3.75 |
| 16 Tracks (12 10" sections No. 680 curve and 4 No. 681 straight forms 160" oval) | 3.20 |

Total cost of above units, if purchased separately.....\$26.70

No. 313 TRAIN SET.....\$16.50

Crack Flyer with Big Drive Wheels and Long Beam Lucite Headlight



3 Car Passenger Train — 58½" long

No. 315 PASSENGER

This thrilling Santa Fe "hot shot" is reproduced with amazing craftsmanship and careful attention to detail. The die-cast engine has a genuine Lucite headlight, jeweled markers and triple action piston rods. Big 12" illuminated cars are beautifully finished in two-toned blue enamel.

Complete train consists of:

1 No. 434 Remote Control locomotive and tender, 20" long.....	\$14.00
2 No. 1621-6B Pullmans with simulated glass windows @ \$4.00.....	8.00
1 No. 1622-6B Observation car, 14" long.....	4.50
16 Tracks (12 10" sections No. 680 curve, 4 No. 681 straight. (Makes 160" oval).....	3.20

Total cost of above units if purchased separately.....\$29.70

No. 315 TRAIN SET.....\$19.50

No. 316 FREIGHT

It's easy to see why this grand outfit is so popular. It features not only automatic coupling but remote control electric uncoupling as well. And think of the swell fun you can have with the floodlight car. Lever control allows the light to be turned on in any direction.

Complete train consists of:

1 No. 434 Remote Control locomotive and tender, 20" long.....	\$14.00
4 9½" vividly enameled freight cars as follows: 1 No. 409 Dump @ \$3.00, 1 No. 415 Floodlight @ \$3.50, 1 No. 405 Log @ \$3.00 and 1 No. 411 illuminated caboose @ \$3.00.....	12.50
16 Tracks (12 10" sections No. 680 curve, 3 No. 681 straight and 1 No. 675 straight with built in electrical uncoupling device. (Makes 160" oval).....	5.50

Total cost of above units if purchased separately.....\$32.00

No. 316 TRAIN SET.....\$19.50



4 Car Freight Train — 61" long

SANTA FE
4 - 4 - 2

**DIE-CAST
LOCOMOTIVE
AND TENDER**

★

REMOTE CONTROL

★

Lucite Headlight

★

Automatic Coupling

**Electrical Uncoupling
(on Freight Train)**

★

"O" GAUGE

75 or 100 Watt Transformer

Recommended

Mammoth Mainliner with Loads of Power for Fast Schedules

B & O
4-6-2

**DIE-CAST
LOCOMOTIVE
AND TENDER**

★

REMOTE CONTROL

★

Lucite Headlight

★

Automatic Coupling

**Electrical Uncoupling
(on Freight Train)**

★

"O" GAUGE

100 or 150 Watt Transformer

Recommended



3 Car Passenger Train — 58½" long

No. 317 PASSENGER

Surging power through 6 huge drive wheels produces amazing speed to capture the thrills of actual railroading. The keynote of this exciting train is realism, for the die-cast remote control locomotive is authentically correct in every detail. Beautiful illuminated 12 wheel cars are dazzlingly finished in bright red enamel.

Complete train consists of:

1 No. 436 Remote Control locomotive and tender, 20" long.....	\$15.50
2 No. 1621-6R lighted Pullmans, 12" long @ \$4.00.....	8.00
1 No. 1622-6R double illuminated Observation car, 14" long.....	4.50
16 Tracks (12 No. 680 curve, 4 No. 681 straight, makes 160" oval).....	3.20

Total cost of above units if purchased separately..... 31.20

No. 317 TRAIN SET.....\$21.50

No. 318 FREIGHT

The vivid realism of its appearance and its air of unlimited power make this fast freight the pride of any boy railroad president. Automatic couplers and remote electric uncoupling enable you to assemble or disconnect the big freight cars while the train is actually in motion, adding realism and fun to this extraordinary outfit.

Complete train consists of:

1 No. 436 Remote Control locomotive and tender, 20" long.....	\$15.50
4 9½" freight cars as follows: 1 No. 408 Box @ \$3.00, 1 No. 406 Log @ \$3.00, 1 No. 410 Tank @ \$3.00 and 1 No. 411 lighted Caboose @ \$3.00.	12.00
Total.....	12.00
16 Tracks (12 10" sections No. 680 curve, 3 No. 681 straight and 1 No. 675 straight with built in electrical uncoupling device—makes 160" oval).....	5.10

Total cost of above units if bought separately..... \$32.60

No. 318 TRAIN SET.....\$21.50



4 Car Freight Train — 61" long

Colossal 22" Locomotive that Surges over the Rails with a Rush and Roar



No. 321 PASSENGER

The monster die-cast remote control locomotive powering this crack express has 12 wheels and with its die-cast tender measures 22" long. Both are built with such craftsmanship that with the 3 chrome plated illuminated cars this train makes a spectacularly impressive sight.

Complete train consists of:

1 No. 449 Remote control locomotive and tender, 22" long.....	\$17.00
2 No. 1621-6C illuminated Pullmans, 12" long @ \$4.00.....	8.00
1 No. 1622-6C double illuminated Observation car, 14" long.....	4.50
16 Tracks (12 sections No. 680 curve, 4 No. 681 straight, makes 160" oval)....	3.20
Total cost of above units if purchased separately.....	32.70
No. 321 TRAIN SET.....	\$25.00

No. 322 FREIGHT

Every car on this exciting freight train is designed to give hundreds of hours of fun. Besides the unusual floodlight car there's a wrecker car with a swivel action cab and boom. A crank lowers and raises boom and tackle. Automatic coupling and remote control electrical uncoupling adds realism and fun to this extraordinary outfit.

Complete train consists of:

1 No. 449 Remote control, die-cast, locomotive and tender, 22" long.....	\$17.00
4 9½" Freight cars as follows: 1 No. 409 Dump @ \$3.00, 1 No. 416 Wrecker @ \$4.50, 1 No. 415 Floodlight @ \$3.50 and 1 No. 411 illuminated Caboose @ \$3.00.....	14.00
16 Tracks (12 sections No. 680 curve, 3 No. 681 straight and 1 No. 675 straight with built in electrical uncoupling device—Makes 160" oval).....	5.10
Total cost of above units if purchased separately.....	36.10
No. 322 TRAIN SET.....	\$25.00



4 Car Freight Train — 63" long

N. Y. CENTRAL
2 - 6 - 4

**DIE-CAST
LOCOMOTIVE
AND TENDER**

★

REMOTE CONTROL

★

**Beaming Electric
Headlight**

★

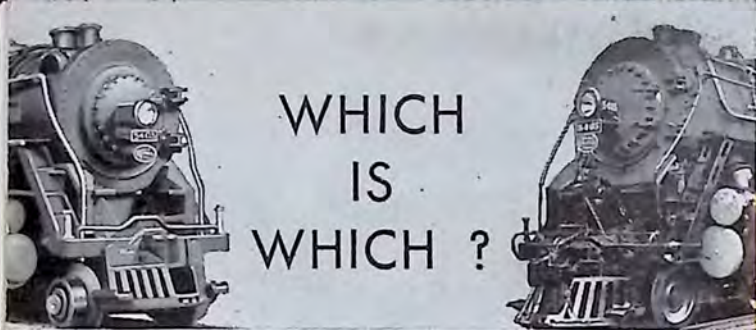
Automatic Coupling

**Electrical Uncoupling
(on Freight Train)**

★

"O" GAUGE

**100 or 150 Watt Transformer
Recommended**



WHICH
IS
WHICH ?

Here, side by side, are photographs of an actual New York Central 4-6-4 and an American Flyer Tru-Model of the same locomotive. You can scarcely tell which is which.

DIE-CAST LOCOMOTIVES
TENDERS AND CARS



Scaled from Railroad Blueprints



REMOTE DIRECTIONAL CONTROL



LUCITE HEADLIGHT



REMOVABLE BOILER FRONT



AUTOMATIC COUPLING





ELECTRICAL UNCOUPLING



"0" GAUGE




J-3a—HUDSON TYPE LOCOMOTIVE



100 or 150 Watt Transformer Recommended

BUILT TO TRU-MODEL SCALE WITH UTMOST PRECISION



4 CAR TRU-MODEL "O" GAUGE FREIGHT TRAIN — 48" LONG



3 CAR TRU-MODEL "O" GAUGE PULLMAN TRAIN — 55½" LONG

Here is a train so accurate in every detail that movies of it in action would convince even veteran railroad men they were seeing the real thing. Locomotive, tender and all rolling stock are built to scale from the same blueprints used by the big locomotive companies.

Remote Directional Control—exclusive with American Flyer Tru-Model trains—enables you to instantly start this 6 wheel drive heavy Hudson locomotive—forward or backward—from any stop.

Operates on A.C. Only. See page 26.

No. 548 FREIGHT

Complete train consists of:

- 1 No. 564 Tru-Model Remote Directional Control Locomotive and tender, 18½" long
- 1 No. 504 Tru-Model Die-cast Gondola car, 7½" long
- 1 No. 514 Tru-Model Die-cast Wrecker car, 7½" long
- 1 No. 506 Tru-Model Die-cast Box car, 7½" long
- 1 No. 516 Tru-Model Die-cast Caboose with light, 6" long
- 12 sections No. 680 curve track, 3 No. 681 straight and 1 No. 675 straight track with built in remote electrically controlled uncoupling device (makes 160" oval).

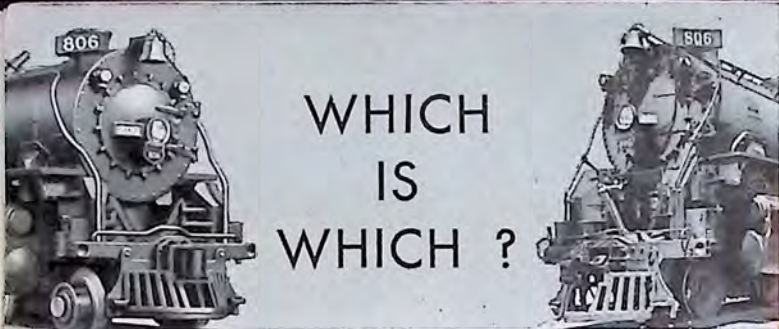
No. 548 TRAIN SET.....\$32.50

No. 547 PULLMAN

Complete train consists of:

- 1 No. 564 Tru-Model Remote Directional Control Locomotive and tender, 18½" long
- 1 No. 521 Tru-Model Die-cast Baggage and Mail car, 12" long with lights
- 2 No. 524 Tru-Model Die-cast Pullman cars, 12" long with lights
- 12 sections No. 680 curve track, 3 No. 681 straight and 1 No. 675 straight track with built in remote electrically controlled uncoupling device (makes 160" oval).


No. 547 TRAIN SET.....\$35.00



WHICH
IS
WHICH ?

In these two photographs—one of a real Union Pacific 4-8-4 and the other of an American Flyer Tru-Model—the camera shows how alike they appear in every detail.

PRIDE OF THE IRON PIKE



**DIE-CAST LOCOMOTIVES
TENDERS AND CARS**



Scaled from Railroad Blueprints



REMOTE DIRECTIONAL CONTROL



LUCITE HEADLIGHT



REMOVABLE BOILER FRONT



AUTOMATIC COUPLING

ELECTRICAL UNCOUPLING




"O" GAUGE




NOTE


Remote Directional Control on Trains No. 547, No. 548, 549 and 550 will not operate on D.C. where a reducer is used. The No. 10 D.C. Inverter will have to be used to operate these trains on Direct Current.



TRU-MODEL UNION PACIFIC 8 WHEEL DRIVE BATTLESHIP



4 CAR TRU-MODEL "O" GAUGE FREIGHT TRAIN — 51" Long



3 CAR TRU-MODEL "O GAUGE" PULLMAN TRAIN — 58½" Long

With eight huge drive wheels whirling . . . triple arm piston rods flashing back and forth, this crack train pounds down the main line at a terrific pace. Built to Tru-Model scale from its Lucite headlight to the last detail of the rear car—and with Remote Directional Control to give you instant mastery over stopping and starting in either direction—this set represents the latest triumph in realistic appearance and realistic operation.

Equipment, too is authentically designed and made to rigid Gilbert Hall of Science specifications.

No. 550 FREIGHT

Complete train consists of:

- 1 No. 568 Tru-Model Remote Directional Control locomotive and tender, 21½" long
- 1 No. 510 Tru-Model Die-cast Cattle car, 7½" long
- 1 No. 508 Tru-Model Die-cast Hopper Car, 6½" long
- 1 No. 512 Tru-Model Die-cast Tank car, 7½" long
- 1 No. 516 Tru-Model Die-cast Caboose with light, 6" long
- 12 10" sections No. 680 curve, 3 No. 681 straight and 1 No. 675 straight track with built in remote electrically controlled uncoupling device (makes 160" oval).

No. 550 TRAIN SET.....\$40.00

No. 549 PULLMAN

Complete train consists of:

- 1 No. 568 Tru-Model Remote Directional Control Locomotive and tender, 21½" long
- 1 No. 521 Tru-Model Die-cast Baggage and Mail car, 12" long with lights
- 2 No. 524 Tru-Model Die-cast Pullman Cars, 12" long with lights
- 12 10" sections No. 680 curve, 3 No. 681 straight and 1 No. 675 straight track with built in remote electrically controlled uncoupling device (makes 160" oval).

No. 549 TRAIN SET.....\$42.50


NEW "O" GAUGE TRU-MODEL LOCOMOTIVE KITS

Now with your Own

1. **KITS** contain all necessary parts, paints, brushes, decals, instructions, etc. Also automatic couplers.

2. **ASSEMBLING** is quick and fascinating fun. All parts are correctly machined, drilled and tapped.

3. **READY** to hit the main iron, your finished locomotive or car will make you justly proud of your skill.



Hands you can BUILD Locomotives True to Railroad Blueprints



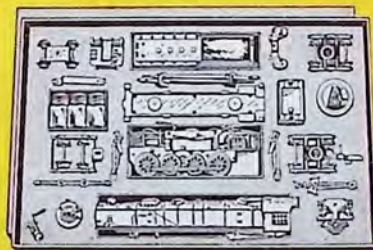
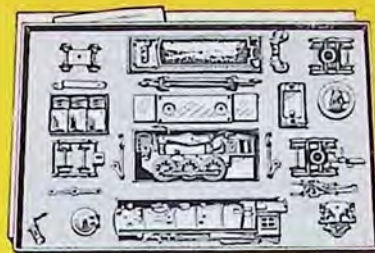
These Locomotives operate on A.C. only. See page 26.

K-564 "O" GAUGE TRU-MODEL LOCOMOTIVE and TENDER KIT.....\$20.00

Contains all parts and equipment for building famous 4-6-4 New York Central Hudson locomotive and tender—18½" long (*shown above*). Motor, including armature, field, gears and drive wheels assembled to engine frame. Remote control unit included. Tender has new type positive action coupler. Lucite headlight, decalcomanias, and every part down to the smallest detail furnished and ready to be assembled according to easy-to-follow instruction sheet. Building this outstanding locomotive is a thrilling experience and when it's done you have a true-scale job that will be the glory of your line.

K-568 "O" GAUGE TRU-MODEL LOCOMOTIVE and TENDER KIT.....\$27.50

When you assemble the parts in this fascinating kit you have an authentic scale model of the big powerful 4-8-4 type Union Pacific locomotive and tender. Everything you'll need is included. Motor and drive wheels assembled to engine frame. Remote control unit and new type positive action couplers are ready to be installed according to instruction sheet. From beaming Lucite headlight on engine to rear coupler on tender, measures 21½". The sleek appearance of this locomotive is so impressive . . . it hustles over the rails with such speed . . . that your friends will be amazed that you built it yourself.



or Buy Them Ready to Run

If you already have a track system and rolling stock, you can get in on the fun of operating trains by Remote Directional Control by simply adding one of these Tru-Model Locomotives to your line.

illustrated at top
New York Central
Hudson 4-6-4 Type
Locomotive and Tender
18½" long
\$26.00

illustrated at bottom
Union Pacific 4-8-4 Type
Locomotive and Tender
21½" long
\$36.50

Die-Cast Cars Completely Finished and Assembled — or Ready-to-build Kits

NEW "O" GAUGE TRU-MODEL DIE-CAST ROLLING STOCK CARS AND KITS

All Tru-Model Rolling Stock is die-cast, accurately scaled from railroad blue prints and manufactured with utmost precision.

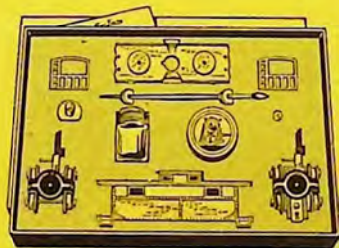
No. 516 TRU-MODEL CABOOSE

Finished and Assembled
\$4.00



K-516 TRU-MODEL CABOOSE KIT.....\$3.00

Complete parts and equipment for assembling and finishing die-cast caboose, 6" long. Two 4 wheel trucks, automatic couplers, authentic fittings, paints and brush.



K-516

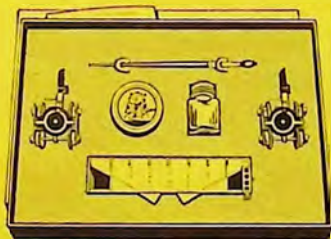
No. 508 TRU-MODEL HOPPER CAR

Finished and Assembled
\$4.00



K-508 TRU-MODEL HOPPER CAR KIT.....\$3.00

When you assemble this 6 1/2" die-cast car you have a job so true to life that even the rivet heads show. Wheels, journal boxes and appointments are authentically scaled. Automatic couplers.



K-508

No. 504 TRU-MODEL GONDOLA

Finished and Assembled
\$4.00



K-504 TRU-MODEL GONDOLA CAR KIT.....\$3.00

Car is die-cast and measures 7 1/2". Kit has all parts and material for complete finishing. Automatic couplers, two 4 wheel trucks, nickel journal boxes and authentic appointments all ready for assembly.



K-504

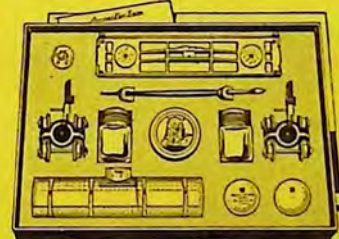
No. 512 TRU-MODEL TANK CAR

Finished and Assembled
\$4.00



K-512 TRU-MODEL TANK CAR KIT.....\$3.00

Contains complete parts, equipment and instructions for assembling and finishing Texaco Tank Car. Rails, ladders, simulated filler cap, two 4 wheel trucks and automatic couplers, make this 7 1/2" die-cast car vividly realistic.



K-512

for Assembling — Operate on any 40" diameter or larger "0" Gauge Track

No. 521 TRU-MODEL BAGGAGE & CLUB CAR

Finished and Assembled
\$7.00



No. 506 TRU-MODEL BOX CAR

Finished and Assembled
\$4.00



No. 510 TRU-MODEL CATTLE CAR

Finished and Assembled
\$4.00



No. 514 TRU-MODEL WRECKER CAR

Finished and Assembled
\$5.50



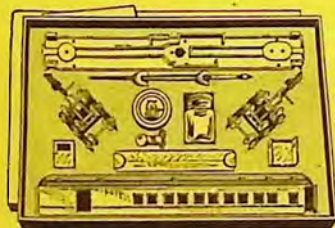
No. 524 TRU-MODEL PULLMAN CAR

Finished and Assembled
\$7.00



K-521 TRU-MODEL BAGGAGE AND CLUB CAR KIT.....\$6.00

Contains everything needed to build the beautiful authentically scaled Baggage and Club Car shown above. Genuine die-cast car, measuring 12" long. Has two 6 wheel trucks and interior electric lights.



K-521

K-506 TRU-MODEL BOX CAR KIT.....\$3.00

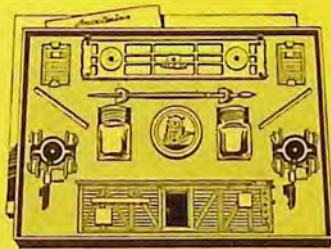
Assembling this die-cast 7 1/2" Box Car will be as much fun as using it afterwards. Kit contains everything you'll need for a finished job including wheels, authentic fittings, automatic couplers, paints and brush.



K-506

K-510 TRU-MODEL CATTLE CAR KIT.....\$3.00

Builds 7 1/2" die-cast model of cars used to transport cattle from the Western Plains to the stock yards of Chicago. Building your own rolling stock the new American Flyer way adds new fun to electric railroading.



K-510

K-514 TRU-MODEL WRECKER CAR KIT.....\$4.50

"Big Hook" is what railroad men call a wrecker car. With the fascinating parts in this kit you can build one that looks and works just like the real ones. 7 1/2" long, die-cast.



K-514

K-524 TRU-MODEL PULLMAN CAR KIT.....\$6.00

Contains everything needed to assemble and finish the magnificent 12" die-cast Pullman car shown above. Electric lights for the interior, double trucks, 12 wheels and simulated glass windows with curtain trim are all included in this exceptional kit.



K-524

"O" GAUGE EQUIPMENT

that makes your Trains flash Red and Green lights.



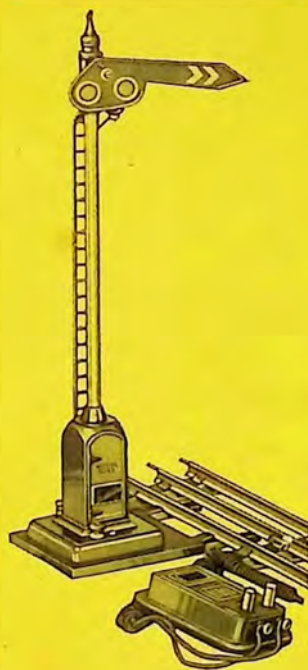
No. 2206 Automatic Twin
Light Crossing Signal
\$1.50

Gives colorful realism. Red lights flash as train approaches. Finish is bright enamel and a special contact strip is included. Height 9½".



No. 2043 Train Control
Semaphore
\$5.00

Raise and lower semaphore arm—and at same time stop and start your train—all by remote control. Stands 15" high and comes complete with remote controlling switch.



No. 2116 Automatic
Bell Danger Signal
\$1.75

Gives realistic sound and light effects. As train speeds by, bell rings and red light flashes. Enamel finish, 11" high. Special contact strip included.

No. 233 Double
Lamp Post
\$.75

Makes night operation more spectacular. The two large lights give fine illumination for depots, crossings, or freight yards. 8" high. Terminal included.

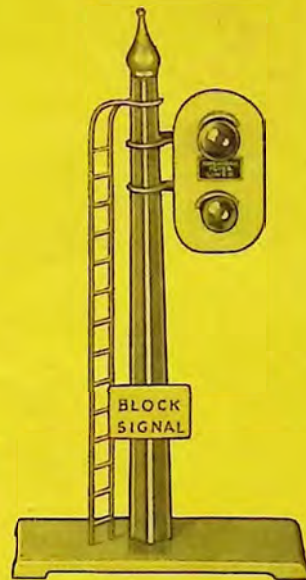
No. 215
Water Tank
\$1.25

A big American Flyer double value. Has aviation beacon electric light on top of tank. Water spout can be raised and lowered. Height, including structural base is 9½".



No. 2218 Automatic
Block Signal
\$1.50

This 9½" signal works like the big ones. As train approaches, green light shows. When train has passed red light shines. Two special contact strips included.



Ring Bells-Roar through Tunnels-clatter over Bridges and operate with spectacular realism



No. 97 Freight Station Set\$3.25

You'll have fun galore when you add this station and crane to your railroad system. Station has electric lights and inclined platform. Crane swings on a turntable and has a boom which can be raised and lowered. Dimensions 8" x 19" x 6 $\frac{7}{8}$ ".




No. 102 Central Station\$3.50

Big passenger station with electric globe lights over platform and interior light that shines through transparent windows. Size 13 $\frac{1}{2}$ " x 8" x 7 $\frac{1}{2}$ ".

No. 2 New Trestle Bridge\$2.50

Bridges like this are part of the romance and thrill of railroading. Designed like the big ones and built of heavy steel with tender's house on top, this bright red trestle bridge is an exciting piece of equipment. Size 25" x 5 $\frac{1}{2}$ " x 8 $\frac{1}{2}$ ".



O Gauge Tunnels

Add extra thrills to model railroading when fast trains roar through at high speed. These are realistically designed and finished in brilliant colors. Two sizes: No. 247, 11" straight—\$1.00; No. 248, 14" straight—\$2.00.



No. 104 Kenilworth Station\$1.25

Has interior light which shines through transparent windows. Realistic in appearance and of durable steel construction. Size 9 $\frac{1}{2}$ " x 5 $\frac{1}{2}$ ".

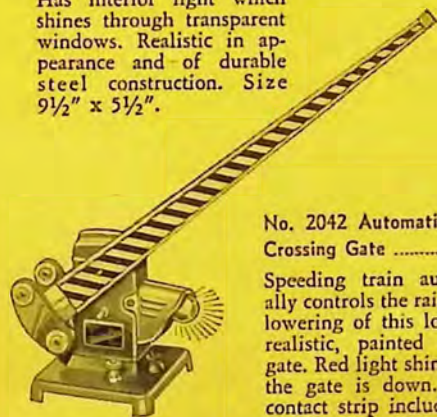
No. 2005 "Triangle Light" Signal\$1.00

Has three lights — green, red and white — which you can switch on and off as you like. Enamel finish. Stands 7 $\frac{1}{2}$ " high.




No. 2222 Crossing Gate.....\$1.25

Both gates go up and down by manual control, just the way some of the real ones do. Notice the red electric light on the auto gate. Length of arms extended 16 $\frac{1}{4}$ ".




No. 2042 Automatic Crossing Gate\$3.95

Speeding train automatically controls the raising and lowering of this long arm, realistic, painted crossing gate. Red light shines when the gate is down. Special contact strip included.



TRU-MODEL "O" GAUGE EQUIPMENT

Doubles the Realism of Miniature Railroading



No. 597 a-KOOSTIKIN TALKING PASSENGER AND FREIGHT STATION.....\$9.95

The most realistic and thrilling station ever invented—introduced for the first time this year. This uncanny station automatically stops your train—produces the exciting true-to-life sounds of an actual railroad terminal—then starts your train again. a-Koostikin is the *only* station through whose windows you'll hear train announcing, hiss of steam, chug of pistons and other railroad sound effects. It's a big roomy station, too, with a real electric light.

No. 599 a-KOOSTIKIN UNIT\$6.00

Assembled to metal base with all necessary mechanism for sound effects and for starting and stopping trains.

No. 589 PASSENGER AND FREIGHT STATION.....\$3.95

Freight section has raised platform with door that actually slides. Passenger section has bay window ticket office. With its interior light and raised platform, it is a genuine Tru-Model station.



No. 587 LUCITE BLOCK SIGNAL.....\$4.95

Beaming Lucite light flashes red to stop train—green to let train pass. Electrically operated by remote control. Tru-Model design mounted on base with ladder. Operates two trains on single track without danger of collision, holding up a train until the block ahead is clear and then allowing it to proceed—all automatically.

No. 583 ELECTROMATIC CRANE.....\$6.95


Grabs up load of steel by electro magnetic power—hoists and swings it over car—and unloads—all by remote control. Cab and boom turn on swivel. Boom raises and lowers. Most marvelous device for handling freight ever invented.



No. 595 a-KOOSTIKIN TALKING TOOL SHED.....\$6.95

If you already have a station, the next best way to own an a-Koostikin is in this Tru-Model Tool Shed. Produces sound effects of real railroading, stops and starts your train—all automatically.

No. 585 TOOL SHED\$1.50
Mounted on platform. Has sliding door.




Adds sensational Sound, Lighting and Operating Effects never seen or heard before



No. 579 STREET LIGHT\$1.50

You'll want a whole string of these modern single post street lights. They dress up your railroad system and give you a "Great White Way" for night operation. Design is ultra-modern with a large dome enclosed light on top. Electrical contact is made through terminals in the sturdy base.



No. 591 CROSSING GATE WITH WATCHMAN'S SHACK.....\$4.95

As your train roars past, the electrically controlled double arm gates go down and the red lantern lights up; after the train has sped past, up go the gates and off goes the light. Tru-Model design.

No. 581 GIRDER BRIDGE\$2.00

This modern girder type bridge is so carefully designed and scaled that it's a fitting companion to the perfectly executed locomotives and cars of the American Flyer Tru-Model "O" Gauge Line. As your train rushes over it, the side pieces echo and re-echo the clickety-clack of wheels pounding on rails. The finish is authentic railroad black.



No. 593 SIGNAL TOWER\$3.95

True representation of the towers in real railroad yards from which tracks and switches are controlled as trains are made up and zoom in and out of terminals. The stairs lead up to a lighted operator's room on the second floor where windows on all four sides command the track in all directions. Add this splendid piece of equipment to your railroad system for greater than ever realism. Finished in baked enamel—real railroad colors.

"O" GAUGE FREIGHT CARS

Add a Car a Month until you have all types

No matter what train set you get for Christmas or what cars you already have, you'll need one of each of these cars to get your railroad on a "big time" basis. Also, make sure your rolling stock is up-to-the minute by getting genuine American Flyer cars. Remember, all American Flyer cars have genuine electrically baked enamel finish. All have automatic coupling. All cars except 6½" long can be uncoupled by the new American Flyer electrical uncoupling device—which permits remote control uncoupling. Make a list of the cars you need right now. Then add a new car every month.



No. 408 Box Car—9½" long.....\$3.00



No. 410 Tank Car—9½" long.....\$3.00



No. 416 Wrecker Car—9½" long.....\$4.50



No. 407 Sand Car—9½" long.....\$3.00



No. 412 Milk Car—9½" long.....\$3.00



No. 406 Log Car—9½" long.....\$3.00



No. 228 Log Car—6½" long.....\$1.50



No. 415 Floodlight Car—9½" long.....\$3.50



No. 409 Dump Car—9½" long.....\$3.00



No. 411 Caboose—9½" long.....\$3.00



No. 230 Dump Car—6½" long.....\$1.50



No. 229 Box Car—6½" long.....\$1.50




No. 231 Tank Car—6½" long.....\$1.50



No. 232 Caboose—6½" long.....\$1.50

"0" GAUGE TRACK EQUIPMENT

New Automatic Couplers and Electric Uncouplers . . Modernize your present system with them



If your locomotive and cars are not equipped with the new American Flyer style automatic couplers here's your opportunity to install them and add new thrills and excitement to your present railroad system. Remember these are the only couplers that pick up cars automatically on curves, straightaways—anywhere on the track. And you can uncouple them by electrical remote control.


left—No. 676 NEW AUTOMATIC COUPLERS.....\$.75 per pair
Simple to install because couplers are assembled to truck housing to which old wheels and axles easily spring into place. Add a pair of these new positive action couplers to each of your old cars for spectacular modern performance.

right—No. 674 UNCOUPLING DEVICE\$1.25
Manually controlled trip built into track unit that disengages car couplers when raised, and allows you to drop whatever car you wish from your train as it speeds by. Complete with track section and operating lever.


right—No. 675 REMOTE CONTROL ELECTRIC UNCOUPLER.....\$2.50
This new type uncoupler operates by remote control. Uncoupling mechanism is built into track strip and uncouples cars as fast as they move by. Operates only with new style American Flyer automatic couplers.



"0" Gauge Track Layouts - Floor space and Units required are shown with each layout: Many others can be built including those on Pages 38 and 39



No. 17 — Space 60" x 100" Track 22 Curve
6 Straight 1 pair of Switches



No. 16 — Space 80" x 120" Track 28 Curve 30 Straight
3-1/2 Straight 2 pair of Switches 2 Crossovers



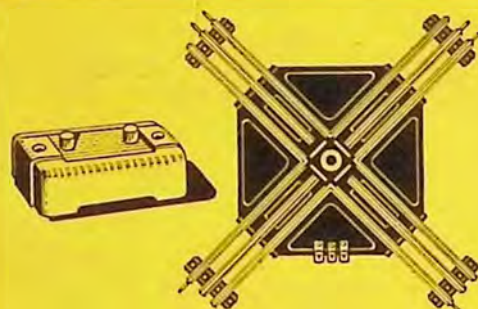
No. 18 — Space 70" x 110" Track 28 Curve
39 Straight 4-1/2 Straight 3 pair of Switches



No. 19 — Space 80" x 110" Track 29 Curve 28 Straight
5-1/2 Straight 3 pair of Switches 1 Crossover

"O" GAUGE TRACK EQUIPMENT

The more Tracks, Switches and Crossovers



No. 604 Remote Control Crossover 90°.....\$3.00
 No. 602 Crossover
 without Control Button.....\$1.25

The Remote Control Crossover, No. 604, which includes double button control box, enables you to operate two trains on crossing tracks in such a way as to avoid collisions. Whenever trains approach crossover at the same time, you simply push a button on the control box—stopping one train until the other is safely passed.

The practical use for the No. 604 Crossover is where two distinct track loops intersect each other at two separate points as shown in diagram No. 1 below, also on page 11 in track layout. In all instances a plain crossover is also necessary.



No. 681 Straight Track—10" long.....\$.20
 No. 621 ½ Straight Track—5" Long..... .20



No. 680 Curve Track—10" long.....\$.20
 No. 622 ½ Curve Track—5" long..... .20



No. 450 Track Terminal.....\$.20

Think of the fun of building a modern classification yard with different tracks for different freight classifications . . . picture the blood tingling thrills you will get when you have a long straightaway . . . tracks that criss-cross each other . . . when you have sidings at stations.

American Flyer "O" Gauge track units can be used with any standard "O" Gauge Train set. Because they are manufactured at the Gilbert Hall of Science, you can be sure they are accurately and sturdily made. Crossovers are fitted with utmost precision. Switches are especially designed to work smoothly and avoid jamming.




No. 1—Space 67½" x 105" Track 24 Curve 11 Straight
 2-½ Straight 1 Crossover 1 Train Control Crossover


THIS LAYOUT ALLOWS THE OPERATION OF TWO TRAINS AT THE SAME TIME. A TRAIN CONTROL CROSSOVER IS USED TO PREVENT COLLISIONS.



No. 3—Space 40" x 100" Track 14 Curve
 12 Straight 1-½ Straight 1 pr. of Switches



No. 8—Space 50" x 80" Track 16 Curve
 12 Straight and 1 pr. of Switches



No. 4—Space 70" x 115" Track 24 Curve 22 Straight
 5-½ Straight 3 pr. of Switches 1 Crossover



No. 2—Space 40" x 90" Track 20 Curve
 6 Straight and 2 pair of Switches



No. 7—Space 65" x 70" Track
 19 Curve 5 Straight 1 Crossover
 2-½ Straight 1 pr. Switches



No. 5—Space 46" x 100" Track 21 Curve
 14 Straight 4-½ Straight 2-½ Curve
 1 Crossover and 1 pair of Switches



No. 6—Space 40" x 93" Track 18 Curve
 4 Straight and 1 Crossover

you have, the more Dazzling and Exciting Railroading becomes

The new Gilbert American Flyer Remote Control switches and Remote Control Crossover are exclusive developments and make possible spectacular stunts in electric train operation.

With a pair of Remote Control Switches, which include lights and distant controlling box, you can keep one train idle while operating a second train at full speed on your main line.



American Flyer O Gauge Trains are engineered to operate at high speed over a 40" diameter circle of track. By addition of straight track sections trackage can be expanded in any direction to as large a size layout as may be desired.



No. 665 Pair O Gauge Switches (manual).....



No. 688 Pair O Gauge Switches (Remote Control with lights).....Per Pair \$3.00



No. 677 Automatic Track Trip.....\$.35

Contact strip that fits into track section and completes circuit as train passes over. Operates gates, signals or any automatic equipment.




No. 9—Space 50" x 90" Track 32 Curve
18 Straight and 2 pr. of Switches

A FINE LAYOUT FOR A LONG ROOM. USE TABLES IN TWO CORNERS WITH A CONNECTING SHELF AGAINST THE WALL. SINGLE OR DOUBLE TRACK (AS SHOWN). MAIN LINE WITH REVERSING LOOP AT EACH END.



No. 13
Space 70" x 140"
Track Required
28 Curve
22 Straight
3-½ Straight
3 pr. of Switches

No. 10
Space 80" x 120"
Track Required
30 Curve
42 Straight
1-½ Straight
3 pr. of Switches
1 Crossover



No. 14—Space 60" x 85" Track 20 Curve
10 Straight and 1 pr. of Switches



No. 12—Space 50" x 90" Track 20 Curve
10 Straight and 1 pr. of Switches



No. 15—Space 45" x 90" Track 22 Curve
6 Straight and 2 pr. of Switches



No. 11—Space 40" x 90" Track 20 Curve
and 2 Straight

AMERICAN FLYER TRANSFORMERS

OPERATE ONLY ON ALTERNATING CURRENT

The transformer is the very heart of your railroad system. You can't expect your trains to surge over the rails in true "hot shot" style with a transformer that is only nearly right.


American Flyer Transformers are perfection units. There are no complicated button controls that confuse. Simple throttle action does the whole job. They are built with clock-like precision to last for years and give abundant power for fast passenger trains or heavy freights.

All models show "miles per hour" and have needle point throttle that enables you to regulate the speed of your train with utmost accuracy.

All American Flyer Transformers drawing up to 100 Watts are approved by Underwriters' Laboratories. Be sure to get the size recommended with description of trains—and be sure it bears the name "American Flyer."

No. 7-8-9 Transformers—the latest word in super power quick-control units. Have a built-in circuit breaker and "jewel" red light. The "jewel" light indicates when there is a short circuit, while the circuit breaker automatically protects the transformer from burning out (except on fixed voltages).

No. 7, 75 Watts...\$5.00 — No. 8, 100 Watts...\$6.50 — No. 9, 150 Watts...\$9.50



No. 10 INVERTER — \$7.95

If Direct Current is available instead of Alternating Current, all American Flyer Trains should be run with an Inverter in series. This Inverter changes the Direct Current to Alternating Current and therefore a Transformer can be used and all other A.C. Accessories with trains such as Directional Control, Crossing Gate, etc. The Inverter has a cord and plug, also a female socket. The plug should be inserted into the D.C. supply outlet and the Transformer into the female socket of the Inverter.

Super power units that make your trains storm over the iron at breathless speed




No. 5 and 6 TRANSFORMERS—Instrument panel shows "miles per hour." No. 11 Transformer Circuit Breaker recommended for protective purposes.

No. 5, 50 Watts—\$2.50 No. 6, 75 Watts—\$3.75

SUPERIOR CONSTRUCTION. American Flyer transformers are designed to increase or decrease the speed of your train *gradually* so that it is not necessary to use a rheostat or other expensive equipment to run your train. The taps or contacts on some type of transformers are exposed, making them subject to short circuit. On American Flyer Transformers these contacts are completely concealed under the cover, thus eliminating the possibilities of a faulty electrical contact.

While especially made to operate American Flyer Trains, these transformers are equally good in the operation of other electrical toys.



No. 11 TRANSFORMER CIRCUIT BREAKER.....\$1.50
Protects transformer when short circuit occurs. Red "jewel" light flashes when there's trouble. Recommended for use with transformers No. 5 and No. 6.

COMBINATION WHISTLE and BILLBOARD

TWO startlingly realistic additions to your railroad — for the price of ONE

Whistle Operates Automatically or by Remote Control

No. 577 Whistle Unit.....\$2.50

Tru-tone railroad whistle mounted in a picturesque illuminated billboard—not in tender—permitting all American Flyer tenders to be correctly scaled to engines. You can operate this realistic whistle any time by remote control or let it blow automatically through a track strip, which can be placed at any point in your track layouts. Whistle can be operated at same time with block signal system. Operates on 25 to 60 cycles, A.C. or on D.C.



LAMPS — BUY A QUANTITY — HAVE EXTRAS ON HAND

LAMPS SOLD IN STANDARD PACKAGES ONLY

Lamps are used as follows: No. 438—Locos, in sets 301 to 308. All cars up to 10 1/2", items 2005 and 214. No. 439—Locos, in sets 310 to 322, except Switcher Loco. All cars over 12", items No. 97, 102, 104 and 2043. No. 440—Locos, in sets HO-100, HO-101 and HO-102. items No. 585, 577, 589, 593, 564, 568, 516, 521, 524, HO-256 and HO-213. No. 441—Wherever red globes are required. No. 442—items No. 587, 591, 597 and HO-252. No. 443—Wherever green globes are required. No. 444—Switcher loco. and tender. No. 445—Item No. 233. No. 446—Item No. 102.

No.	Volts	Glass	Color	Diam.	Lamps in Pkg.	Price per Pkg.
438	14	Round	Clear	3/8"	3	\$.25
439	18	Round	Clear	3/8"	3	.25
440	12	Round	Clear	7/16"	3	.25
441	18	Round	Red	3/8"	3	.25
442	6-8	Round	Clear	7/16"	2	.25
443	18	Round	Green	3/8"	3	.25
444	18	Round	Clear	3/8"	2	.25
445	14	Conical	White	3/4"	2	.25
446	18	Street	White	1"	2	.25


GILBERT American Flyer TRU-MODEL "HO" Miniature Trains

BUILT TO SCALE FROM RAILROAD BLUEPRINTS

... CORRECT IN EVERY DETAIL ...

ALL LOCOMOTIVES, TENDERS AND CARS DIE-CAST — OPERATE ON REALISTIC "2-RAIL" TRACK, MOUNTED ON ROADBED BASE. REMOTE DIRECTIONAL CONTROL — AUTOMATIC COUPLINGS.

← APPROXIMATELY 1/2 SIZE OF "O" GAUGE —



Not only do these new "HO" trains represent the utmost in realism, but their small size enables you to have elaborate and exciting track layouts in extremely small space. An especially notable achievement is the 2 rail track, eliminating a center rail. Brass wheels on opposite tender trucks act as current collectors—while all other wheels are of Bakelite. Drive wheels have brass rims. 20 to 1 gear reduction assures amazing pulling power. Actual stop-watch tests show these matchless trains can attain a speed of 190 scale miles per hour. While these "HO" trains are built to hobbyist's precision standards, their modest price puts them within the reach of all to whom miniature railroading is an ever-thrilling adventure.



3 CAR "HOT SHOT" FREIGHT

A marvel of Tru-Model design and precision construction—this 14" die cast remote directional control N.Y.C. Hudson type locomotive with its tender and cars surges over the iron with a rush of power. Lighting the way is a beaming Lucite headlight while the eccentric arms, valve levers and piston rods shuttle back and forth with gleaming realism. Each of the die cast cars has automatic couplers.

Complete train consists of:

- 1 HO-200 Locomotive and tender—14" long
- 1 HO-205 "Lehigh N.E." Gondola with metalescent finish
- 1 HO-202 "Merchants Despatch" Ref. Car, tuscan red with white sides
- 1 HO-207 Caboose with cupola, end rails and ladders
- 16 9 1/2" sections HO-210 Curve track on roadbed base (makes 152" circle—18" diam.)

HO-100 TRAIN SET\$19.95

Pride of Hobbyists - they pound the pike at 190 scale miles per hour . .



**3 CAR
"HOT SHOT"
PASSENGER
42" long**

Train hobbyists of all ages experience new thrills when they see and wheel this Tru-Model passenger train. With the same fine, die cast, remote directional control locomotive that's made American Flyer "HO" trains famous, it represents the last word in miniature train design. 9" cars have automatic couplers, Bakelite wheels and are finished in beautiful green electrically baked enamel.

Complete train consists of:

- 1 HO-200 N.Y.C. Hudson type (4-6-4) Locomotive and Tender—14" long
- 1 HO-215 Baggage and Mail Car with light
- 2 HO-208 Passenger Coaches with light
- 18 Tracks—16 9½" sections HO-210 curve and two 10" sections HO-209 straight (makes 172" oval)

HO-102 TRAIN SET\$24.95

**DIE-CAST
LOCOMOTIVES
TENDERS AND CARS**

**REALISTIC
TWO RAIL TRACK
NO CENTER RAIL**

**REMOTE
DIRECTIONAL
CONTROL**

**AUTOMATIC
COUPLING**

½ SIZE OF "O" GAUGE



7 CAR Transcontinental RED BALL — 56½" long

NOTE:
HO-102 and HO-101
operate on A.C. only
See Page 26

The glory of "HO" railroading. Combining authentic appearance with breath-taking performance this 7 car "Red Ball" deserves its reputation as the finest value miniature train ever offered to boys or grown-up hobbyists.

Complete train consists of:

- 1 HO-200 N.Y.C. Hudson type (4-6-4) Locomotive and tender—14" long
- 1 HO-201 "Pacific Fruit Express" Ref. Car. Tuscan red with yellow sides. Ladder and catwalk.
- 1 HO-206 "P.R.R." Gondola. Tuscan red with white lettering
- 1 HO-202 "Merchants Despatch" Ref. Car. Tuscan red, white sides. Ladder and catwalk
- 1 HO-204 "Sinclair" Tank car. Black tank, white lettering
- 1 HO-203 "Texaco" Tank Car. Silver tank, black lettering
- 1 HO-216 "Ill. Central" Flat car. Loaded with three trucks with wheels
- 1 HO-207 Caboose with cupola, brass end rails and ladders
- 20 Tracks—16 9½" sections HO-210 curve and four 10" sections HO-209 straight (makes 192" oval)

HO-101 TRAIN SET\$27.50

"HO" GAUGE THE HOBBYISTS' LINE



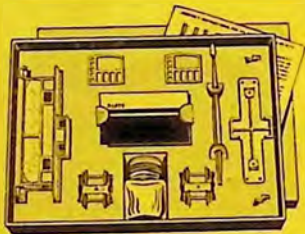
Add a second engine . . . more cars to your HO line . . . and Double your Fun

No matter whether you start your HO line with a passenger train or a freight train, sooner or later, you will want both.

With the new American Flyer equipment, two trains make possible many exciting and spectacular feats of operation. For example, running two trains on the same track under automatic block signal control. Highballing one train while a second is idle on a siding.

In addition, HO Gauge track—because of its realistic 2-rail construction and the small space it requires—is ideally suited for double track layouts. With passenger and freight trains running in opposite directions and Lucite headlights illuminating the track ahead, they make a blood-tingling spectacle as they roar by each other.

Look over cars and kits described on these pages. Notice you can buy them two ways: All ready to run or in easy-to-assemble kits.



HO-8 Caboose Kit\$1.50
This fascinating kit builds an authentic perfectly scaled caboose. Everything you'll need from start to finish is included along with easy-to-follow instruction sheet.

HO-207 Caboose— $4\frac{1}{2}$ " long\$2.00
Perfectly scaled and authentically finished to the last detail with cupola, brass end rails and ladders. Like all "HO" cars it's die cast and has 8 bakelite wheels.



**HO-6 "L.N.E." Gondola Car Kit and
HO-7 "Penn." Gondola Car Kit**\$1.50 ea.
You'll want to build both of these gondola cars. Each kit contains everything needed including automatic couplers, paint and brushes.

HO-205 Gondola Car— $5\frac{3}{4}$ " long\$2.00
"Lehigh New England" gondola. Has authentic appointments and metallic finish with white lettering.
HO-206 "P.R.R." Gondola— $5\frac{3}{4}$ " long\$2.00
This perfect miniature of a Pennsylvania car is Tuscan red with white markings.



**HO-2 "Pacific Fruit Express" and
HO-3 "Merchants Despatch" Ref. Car Kits**\$1.50
Die cast sections, trucks, bakelite wheels, automatic couplers, paint—everything needed to build a modern refrigerator car. Two models to choose from.

HO-201 "Pacific Fruit Express" Ref. Car
 $5\frac{3}{4}$ " long\$2.00
Authentic in every detail—has double die cast trucks, 8 wheels and finished in Tuscan red with yellow sides.
HO-202 "Merchants Despatch" Ref. Car
 $5\frac{3}{4}$ " long\$2.00
Similar to above with white sides, simulated ladders and catwalk.



**HO-4 "Texaco" Tank Car and
HO-5 "Sinclair" Tank Car Kits**\$1.50 ea.
These two kits make Tank cars which are exact replicas of those used by two of the major oil companies. The "Texaco" car finish is silver and the "Sinclair" is black.

HO-203 "Texaco" Tank Car— $5\frac{3}{4}$ " long\$2.00
Here's a perfect miniature of the famous cars used by the big oil companies. Has beautiful silver finish and black lettering on side of tank.

HO-204 "Sinclair" Tank Car— $5\frac{3}{4}$ " long\$2.00
Like the "Texaco" car but having the name "Sinclair"—has black finish with white lettering.

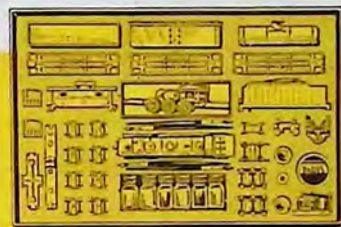


BUILD 'EM YOURSELF - Miniature Tru-Model Locomotives and Rolling Stock in Ready-to-assemble KITS

Building these realistic "HO" gauge Tru-Model locomotives, tenders and cars is nearly as much fun as running them afterwards. Actually to see a true-to-life locomotive take shape in your own hands—as you add one part after another—gives you a glorious sense of achievement. And you don't have to be an expert craftsman to follow the easy instructions. Kits are complete with die cast parts, automatic couplers, paints, brushes, decalcomanias—everything you'll need to build a model that will make you the envy of all your friends. Every section of every locomotive, tender and car is machined, drilled and tapped with flawless precision. No filing or scraping is necessary to make them fit perfectly. Get yourself an "extra bonus" in fun and enjoyment by making your own "HO" train—look over these splendid kits now and decide which ones you want first.

HO-1 Locomotive and Tender Kit...\$10.00
Contains everything needed to build the authentic N.Y.C. 4-6-4 Hudson type locomotive and tender with remote directional control. Powerful motor attached to engine frame. Operates on A.C. only. See page 26.

HO-200 N.Y.C. Hudson type (4-6-4) Locomotive and Tender—14" long...\$13.00
Powerful accurately scaled die cast remote directional control locomotive with 6 huge drive wheels, lucite headlight. Motor has 20 to 1 gear reduction capable of amazing pulling power. Operates on A.C. only. See page 26.



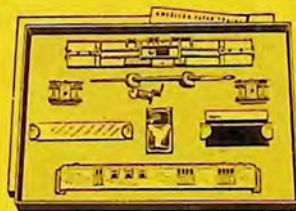
above
HO-10 4 Car Freight Train Kit.....\$13.95
Contains everything needed to build powerful die cast remote control engine, tender and cars, making realistic 4 car freight train. Your chance to have a Tru-Model, all die cast train for only a fraction of what such trains usually cost. Operates on A.C. only. See page 26.

below
HO-11 3 Car Passenger Train Kit.....\$16.95
Builds a magnificent perfectly scaled miniature passenger train—sensational engine with powerful motor, lighted cars and all the refinements of a crack express. Everything included and ready to assemble. Operates on A.C. only. See page 26.



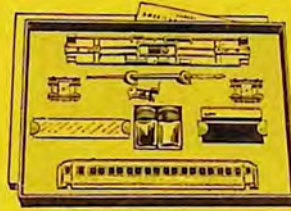
HO-16 "Illinois Central" Flat Car Kit.....\$1.50
This kit builds an "Illinois Central" flat car that's right in every detail—and to add to the realism you'll find three extra trucks included to use as a load.

HO-216 "Illinois Central" Flat Car—5¾" long...\$2.00
Authentically designed and carrying a load of three trucks with wheels, this flat car adds fun and realism to HO gauge freights. Finished in black with white lettering.



HO-14 Baggage and Mail Car Kit.....\$3.00
With this kit you'll be able to build one of the most beautiful miniature cars in the whole HO line. Light for the interior of car, automatic couplers and lustrous green enamel all included.

HO-215 Baggage and Mail Car—9" long.....\$3.50
There's a light in this die cast Tru-model replica Mail and Baggage car. Has 8 wheels on double die cast trucks, automatic couplers and a beautiful finish of electrically baked green enamel.



HO-9 Passenger Coach Kit.....\$3.00
You'll want to build several of these illuminated passenger coaches. They'll make exciting additions to your railroad and they're loads of fun to put together.

HO-208 Passenger Car—9" long.....\$3.50
Striking the keynote of all HO Gauge models, this modern passenger coach is 100% realistic. Inside the car is a light which shines through simulated glass in the windows. Has automatic couplers and lustrous green enamel finish.




"HO" TRU-MODEL EQUIPMENT

for the First Time at Popular Prices

Because of the high degree of skill and workmanship employed in the creation of "HO" Tru-Model equipment, prices have previously been necessarily high. Today, thanks to improved production methods of the Gilbert Hall of Science, high quality miniature equipment is offered for the first time at popular prices. Vivid realism and exact authenticity is the keynote of each of the perfectly scaled models. When you select American Flyer Tru-Model equipment for your "HO" train, you'll own a miniature railroad system that is unsurpassed in correctness of design and perfection of finish.

"HO" GAUGE
THE HOBBYISTS' LINE



HO-258 PASSENGER
and FREIGHT STATION \$2.95

Tru-Model illuminated station on raised platform with regulation bay window ticket office. Freight section has loading platform with sliding door.

HO-254
GIRDER BRIDGE \$2.00

New — modern — girder type bridge authentically designed and built to correct scale dimensions. Beautifully finished in red and perfect in every detail.

HO-252
BLOCK SIGNAL \$4.95

Exactly scaled to the fine HO trains it controls, this ladder equipped signal is mounted on a rugged base. An electrically operated shutter turns light red or green.

HO-256
SIGNAL TOWER \$2.95

Your HO roadway will have a new touch of realism when you add this brilliantly colored die cast signal tower. Stairs lead up to lighted top floor.

HO-12
TUNNEL \$1.00

Realistically colored and solidly constructed this mountain-style 8" tunnel is a picturesque addition to your line. Like other HO equipment it's correctly scaled to trains.

"HO" TRACK - CROSSOVERS - SWITCHES

They look like a real Right of Way



HO GAUGE
SWITCHES


Sold in pairs only

HO-212 MANUAL CONTROL TRACK SWITCHES — per pair \$5.00

Extra excitement is added to the fun of HO gauge railroading when you build the interesting track layouts these switches permit. Because of wide radius curve section, trains go over these switches at breathtaking speed without danger of derailling.

HO-213 REMOTE CONTROL TRACK SWITCHES — per pair \$10.00

Equip your track layout with these fascinating remote control switches and trains obey your bidding as if by magic. The unique control box included with each pair of switches allows you to control them from a distant point and indicate in which direction they are set. Direction is shown on the switches, too, by red and green lights.



HO-211
CROSSOVER\$2.00

Two 10" straight track sections crossing at 90° angle; make possible a variety of interesting layouts.

HO-214 TRACK
TERMINAL\$.25



HO-209 STRAIGHT TRACK
10" long\$.40

Better plan to get enough sections of this type so you'll have an exciting "straightaway" in your track layout.

HO-210 CURVED TRACK
9 1/2" long\$.40

Curved track is required to build the circle which is the basic track layout. All other layouts are elaborations of the circle. 16 sections make a 48" diameter circle.



16 curve tracks form a 24" radius circle. This radius is the standard size adopted by the National Model Railroad Association.


HO Gauge Track Layouts



No. 1
60" x 90"
22 Curve Track
12 Straight Track
1 pair Switches



No. 2
50" x 100"
24 Curve Track
2 Straight Track



No. 3
60" x 140"
32 Curve Track
27 Straight Track
1 pair Switches
1 Crossover



No. 4
60" x 80"
24 Curve Track
9 Straight Track
1 pair Switches

2 RAIL TRACK — 24" Radius (No Center Rail) Mounted Roadbed Base

To make HO gauge equipment in keeping with the high standards of HO locomotives, tenders and cars, the Gilbert Hall of Science has overlooked no details. Even the tracks are perfect replicas of the real thing . . . there is *no* center rail. This is made possible by a special type of power contact through opposite brass wheels on the tender trucks. For even greater realism HO track is made of solid drawn rails mounted on realistic roadbed base. The wide radius curve tracks permit high speed without danger of derailling.

At the left are illustrated HO gauge track sections, cross-overs and switches, by means of which you can construct the various track layouts shown. Look them over carefully, for remember—the more interesting you make your track—the more thrilling and exciting will be the fun you'll get from your train.

"HO" GAUGE
THE HOBBYISTS' LINE



How to Talk
Like the Men
who HIGHBALL
the HOTSHOTS



★ RAILROAD LINGO ★

Battleship	<i>Large Locomotive</i>	Highball Artist	<i>Engineer noted for fast running</i>
Bend the Iron or Bend the Rail	<i>Change the position of a switch</i>	High Iron, Main Iron or Main Stem	<i>Main line track</i>
Big Hook	<i>Wrecking Crane</i>	Highliner	<i>Main line passenger express train</i>
Black Snake	<i>Train of coal cars</i>	Hit the dirt	<i>To jump or fall off moving train</i>
Brass Pounder, Lightning Slinger or Op.	<i>Telegraph Operator</i>	Hog, Pig, Smoker	<i>Locomotive</i>
Captain, Brains or Skipper	<i>Conductor</i>	Hole	<i>Siding into which train pulls to let another pass.</i>
Cinder Cruncher, Dolly Flapper or Snake	<i>Switchman</i>	Hot Shot	<i>Fast passenger or freight train</i>
Club Winder, Ground Hog or Shack	<i>Brakeman</i>	King	<i>Freight conductor or yardmaster</i>
Clown Wagon, Crummy, Dog-House, Hack, Monkey House, Shanty	<i>Caboose</i>	Liner	<i>Passenger Train</i>
Cornfield Meet	<i>Head-on collision between two trains on same main track</i>	Mtys	<i>Empty cars</i>
Cut	<i>Several cars coupled together or attached to engine</i>	Paddle	<i>Semaphore signal</i>
Detainer	<i>Train Dispatcher</i>	Peddler	<i>Local Freight</i>
Diamond	<i>Track crossover</i>	Pike	<i>Railroad system</i>
Dinger	<i>Yardmaster</i>	Plug	<i>Locomotive throttle</i>
Drag	<i>A slow freight train</i>	Pound Her	<i>Work locomotive to capacity</i>
Eagle Eye, Hogger, Hoghead, Pig Mauler or Whistle Pig	<i>Engineer</i>	Rattler	<i>Freight Train</i>
Flimsy	<i>Written train order</i>	Red Ball	<i>Fast Freight</i>
Garden	<i>Freight yard</i>	Shuffle the Deck	<i>To switch cars on house tracks at every station</i>
Gate	<i>Switch</i>	String	<i>Several cars coupled together</i>
Glory	<i>String of empty cars</i>	Tank	<i>Locomotive tender</i>
Gon	<i>Gondola car</i>	Varnish	<i>Passenger cars or train</i>
Highball	<i>Signal for clear track, mean- ing go ahead at high speed</i>	Washout	<i>Quick stop signal</i>
		Whale Belly	<i>Steel coal car</i>
		Wheel	<i>To drive locomotive at high speed</i>



D-1311 The A. C. Gilbert Company - New Haven, Conn., Printed in U. S. A.

GILBERT AMERICAN FLYER ELECTRIC TRAINS